

# AFZA Tow Tractor



**24V, AC technology**



# ATT Main Data



- Operating type: Sit-on
- Traction weight :4000kgs
- Drive motor:3.0kW AC
- Battery: 24V/280AH
- One front solid wheel and two rear pneumatic tyres

# ATT Main Size


**Extremely Small Turning Radius**



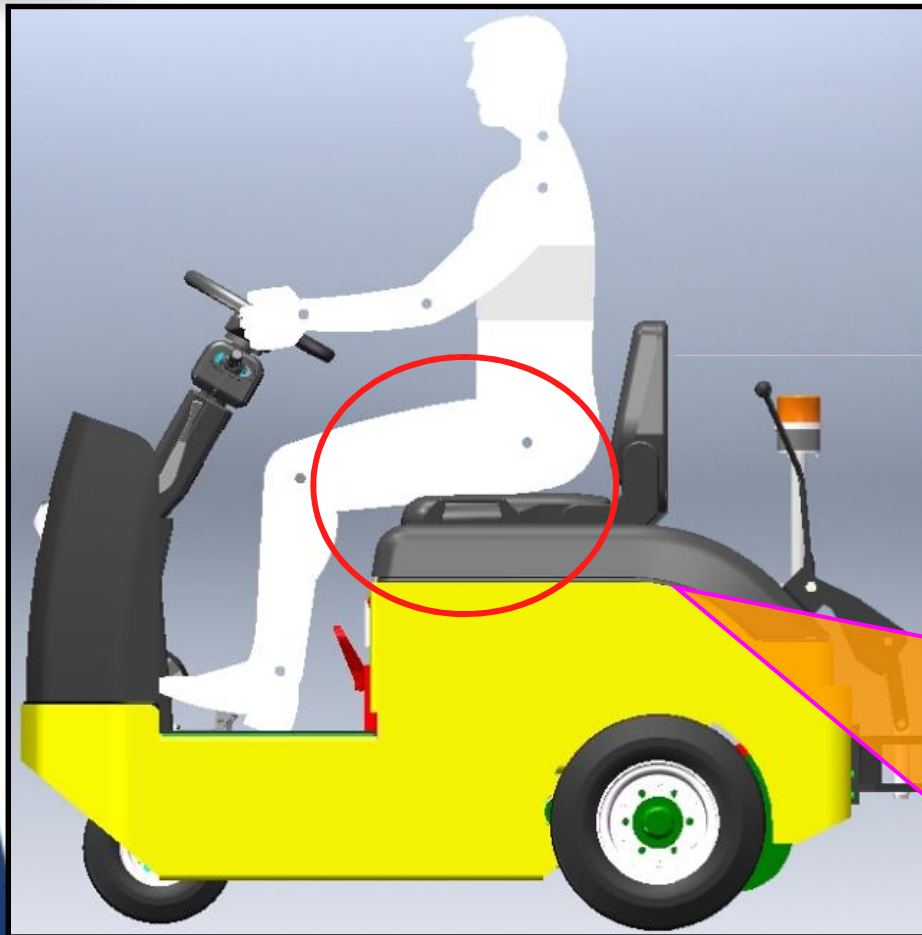
Turning Radius



# ATT Main Feature



# ATT Main Feature



Operator Presence Sensing system (OPS) that senses if the operator is not in the normal traveling position and interrupts travel power and load-handling operation.





## ATT Main Feature



**Heavy duty suspension seat with arms, multi-angle back support, sliding base and safety belt**

**Emergency button**

## ATT Main Feature



**solid tyre**

**pneumatic tyre**

**Three-Wheel Construction and a Shorter Wheelbase provide a tight turning radius for maximum maneuverability and control in confined work environments.**



## ATT Main Feature



**Front working light**



**Tricolor taillight for  
braking, turning,  
backward**





# ATT Main Feature




**Standard Trailer coupling**



**Optionally remote unlocking of the coupling allows the operator to hitch and unhitch the trailer without leaving the operator platform**



# ATT Main Feature



**CURTIS**

## **AC CURTIS Controller**

**The controller can help provide high force of low end torque when changing directions and making acceleration**



# ATT Main Feature




**CURTIS**

**CURTIS Battery Capacity Meter & Timer (battery discharge indicator with pump lock, and Operating hours calculator)**



# ATT Main Feature



**Reliable & high efficiency AC driving motor**



**Rear Bridge Drive Unit provides excellent power and gradeability**





# ATT Main Feature



**Reverse beeper**



**24V/280AH  
industrial  
traction battery**



# ATT Main Feature

**Optional trailer**

